

QUARTERLY PHYSICAL REPORT OF OPERATION  
Jan 1 to Dec. 31, 2014

Department : Department of Health  
 Agency : Commission on Population - Consolidated  
 Operating Unit :  
 Organization Code (UACS) :

2014	Current Year Appropriations
	Supplemental Appropriations
	Continuing Appropriations
	Off-Budget Account

Particulars	UACS CODE	Physical Targets					Physical Accomplishments					Variance	Remarks
		1st Quarter	2nd Quarter	3rd Quarter	4th Quarter	Total	1st Quarter	2nd Quarter	3rd Quarter	4th Quarter (Oct.-Nov)	Total		
1	2	3	4	5	6	7=(3+4+5+6)	8	9	10	11	12=(8+9+10+11)	0	14
MFO 1 POPULATION MANAGEMENT POLICY SERVICES P1													
QUANTITY: No. of policies issued/updated and disseminated		16	16	7	45	69	82	108	71	330	284		
QUALITY: % of stakeholders that rate population policies as satisfactory or better		85	85%	85%	85%	85%	92%	87%	92%	95%	92%		
TIMELINESS: % of policies that are reviewed/updated in the last 5 years		85	85%	85%	85%	85%	92%	87%	95%	94%	92%		
MFO 2 TECHNICAL SUPPORT SERVICES P1													
QUANTITY: No. of promotional advocacy activities provided with funding support		27	64	64	27	182	144	111	401	286	942	760	
QUALITY: % of population familiar with one or more population management policies promoted		85%	85%	85%	85%	85%	94%	94%	95%	97%	95%		
TIMELINESS: % of requests for funding support that are responded to within 5 days of receipt		85%	85%	85%	85%	85%	95%	87%	95%	97%	96%		


QUARTERLY PHYSICAL REPORT OF OPERATION  
Jan 1 to Dec. 31, 2014

Department : Department of Health  
 Agency : Commission on Population  
 Operating Unit :  
 Organization Code (UACS) :

2014	Current Year Appropriations
	Supplemental Appropriations
	Continuing Appropriations
	Off-Budget Account

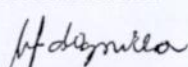
Particulars	UACS CODE	Physical Targets					Physical Accomplishments					Variance	Remarks
		1st Quarter	2nd Quarter	3rd Quarter	4th Quarter	Total	1st Quarter	2nd Quarter	3rd Quarter	4th Quarter (Oct.-Nov)	Total		
1	2	3	4	5	6	7=(3+4+5+6)	8	9	10	11	12=(8+9+10+11)	0	14
P2 QUANTITY: No. of technical service arrangements undertaken		3,351	7,820	7,820	3,351	22,342	2,083	5,697	11,963	23,297	43,040	20,698	
QUALITY: % of clients who rate the technical services provided as satisfactory or better		85%	85%	85%	85%	85%	95%	98%	96%	97%	96%		
TIMELINESS: % of request for technical assistance that are acted upon within 5 days of request		85%	85%	85%	85%	85%	97%	98%	98%	99%	98%		

Prepared By:




MARITES U. CIPRIANO  
 Planning Services Head / Planning Officer  
 Date:

In coordination with:



LIZA F. DOGNIDON  
 Financial Services Head/ Budget Officer  
 Date:

Approved by:



JUAN ANTONIO A. PEREZ III, MD.MPH  
 Executive Director  
 Date: